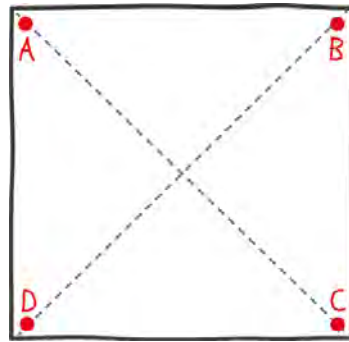


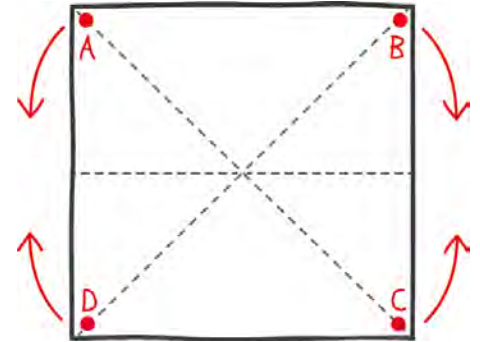
Paper Crab

Easy origami

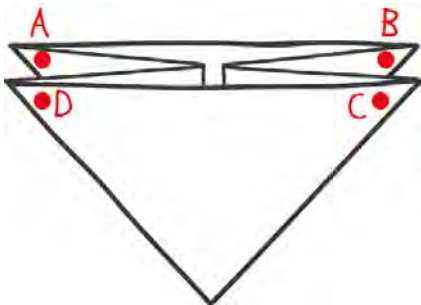
Folding Instructions



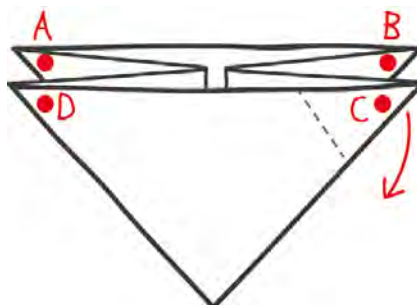
1. Fold along A - C and B - D.



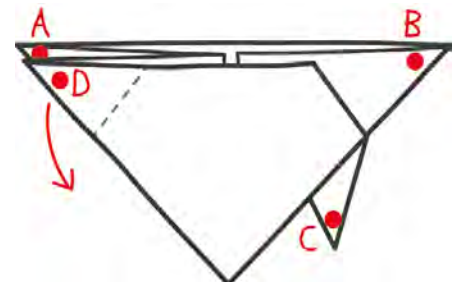
2. Take B to C and A to D, making sure folds go towards centre.



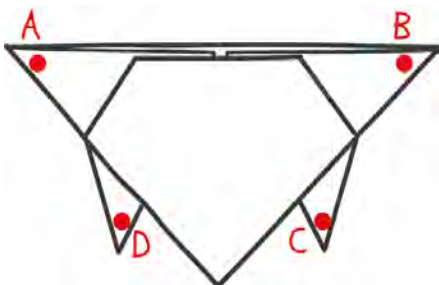
3. Your paper should look like this.



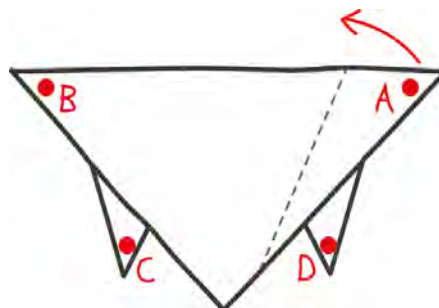
4. Fold C down (fold away from you).



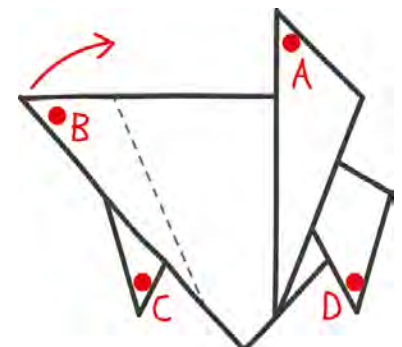
5. Fold D down (fold away from you).



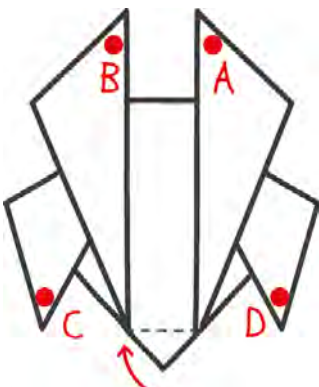
6. Your paper should look like this.



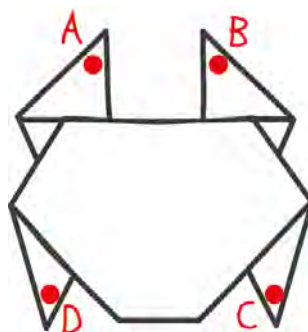
7. Turn over. Fold A up along line indicated.



8. Fold B up along line indicated.



9. Fold up point at bottom.



10. Turn over and draw some eyes!





A bit about us...

We are Sarah and Alex, two educators and artists, and we put a lot of love and care into making attractive teaching materials that entertain little ones while they learn. Whether you are a parent or teacher, and you're looking for great resources in English or Spanish, nothing makes us happier than knowing our materials help you educate and engage your children!

Much of our focus is on teaching English as a second language, but everything at Tea Time Monkeys is just as fun for English speaking preschoolers and kindergartners! All our material is also available Spanish, so if you're teaching Spanish to young kids you're in the right place.

You can follow us here:



[@teatimemonkeysofficial](#)



[@teatimemonkeys](#)



[Tea Time Monkeys](#)



[Tea Time Monkeys](#)



Copyright stuff

Our resources are for you to use at home or in your classroom, and you are free to download and print as many copies as you need for your personal, single classroom use.

You are not permitted to upload our resources to worksheet sharing sites, or to claim these materials as your own in any way. We do monitor these sites and will report any unauthorized use.

You are not permitted to sell our content in any form, or include any of our printables, images, crafts or activities in your e-book or other document.

We kindly ask that you keep the logo on our printables and do not alter the content in any way.

Please see the FAQ page on our website for full information

© Biggabug 2017.

Visit our website for songs, videos & crafts:

www.teatimemonkeys.com