



Learning is fun with



This is a free printable!

We hope you enjoy it!

Please note that our resources are for personal, non-commercial use only.

You may:

- ✓ Print as many copies as you need for personal use.
- ✓ Print as many copies as you need for use in your own classroom.
- ✓ Share **the link** to the resource on our website.

You may not:

- ✗ Sell or commercially distribute our printables digitally or in print.
- ✗ Upload the PDF file to worksheet sharing sites, a website, blog, file sharing service or social media.
- ✗ Remove our logo or copyright information from the printable.

Please see the [FAQ page](#) on our website for full information or feel free to [contact us](#) with any queries.

Copyright © Biggabug

Follow us here:



www.teatimemonkeys.com



© Biggabug 2018

ALL ABOUT ME BOOK

PAGES:

Book cover #1 - head outline for child to trace and draw features

Book cover #2 -empty frame where child can draw him or herself. You could stick a photo here.

Book cover #3 - body outline for child to trace and draw themselves

My name is: write and decorate name

This is my photo: Stick a photo of the child in the frame

I am __ years old: write age in the balloon and draw same number of candles on the cake

My hair is: draw and color hair on the head.

My eyes are: color the eye.

This is my fingerprint: child make fingerprint in the box using paint or an inkpad.

This is my handprint: Trace around child's hand. Then color and decorate. Alternatively, make handprint with paint.

My favorite colour is: color the crayon with favourite colour.

My favorite animal is: draw a favorite animal in the frame, or cut out a picture from a magazine.

My favorite food is: draw and color favorite food on the plate.

My favorite drink is: color the glass to represent a favorite drink.

My favorite toy is: draw a favorite toy, or cut out a picture from a magazine.

There are ___ people in my family: write how many people are in the family in the box. Then draw or stick a picture of family in the frame.

My best friend is: draw or stick a photo of best friend (or friends) in the frame.

ALL ABOUT ME BOOK

PRINTING:

Select as many pages you want to include. You can choose to print full page, half page, or quarter page sizes.

To print half size (2 pages per sheet of paper)

Make a note of the page numbers you want to print.

Choose **File > Print**

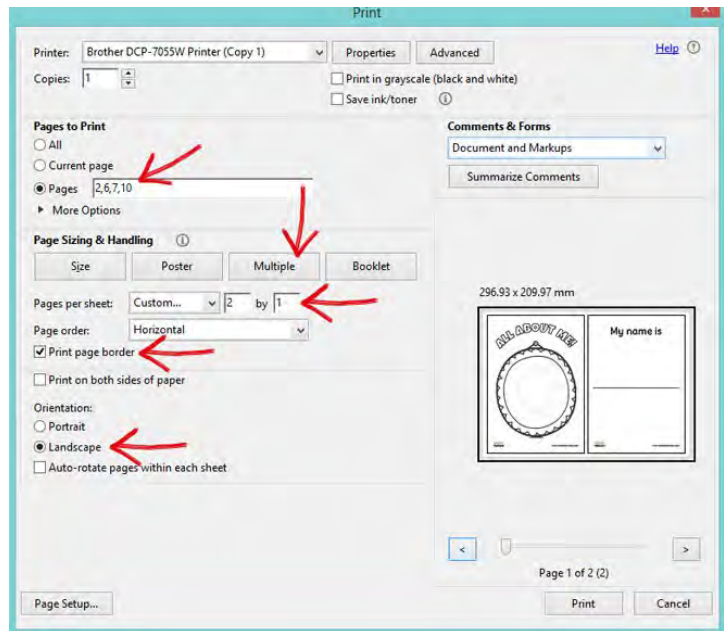
Click on **“Pages”** and enter the page numbers you want to print.

Click on **“Multiple”**

Pages per sheet: Custom 2 by 1

Check **“Print page border”** if you want to include page outlines

Orientation: Landscape.



To print quarter size (4 pages per sheet of paper)

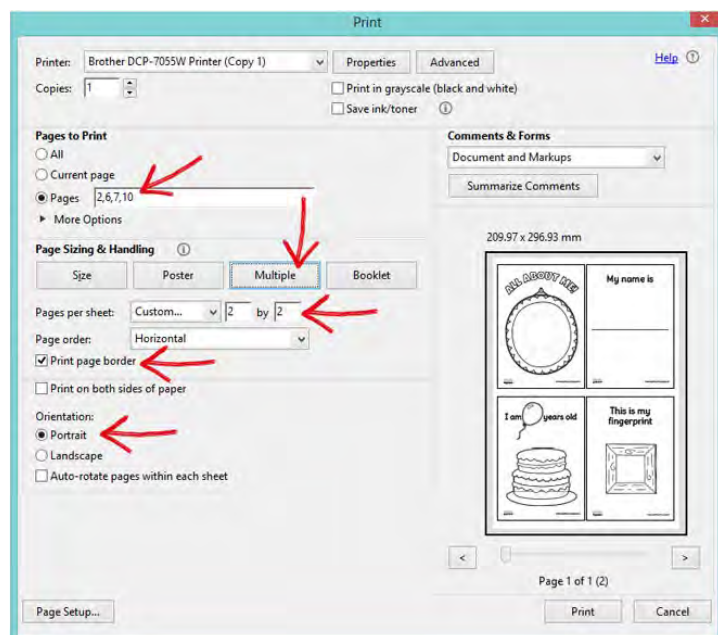
Same as above, but choose the following settings:

Click on **“Multiple”**

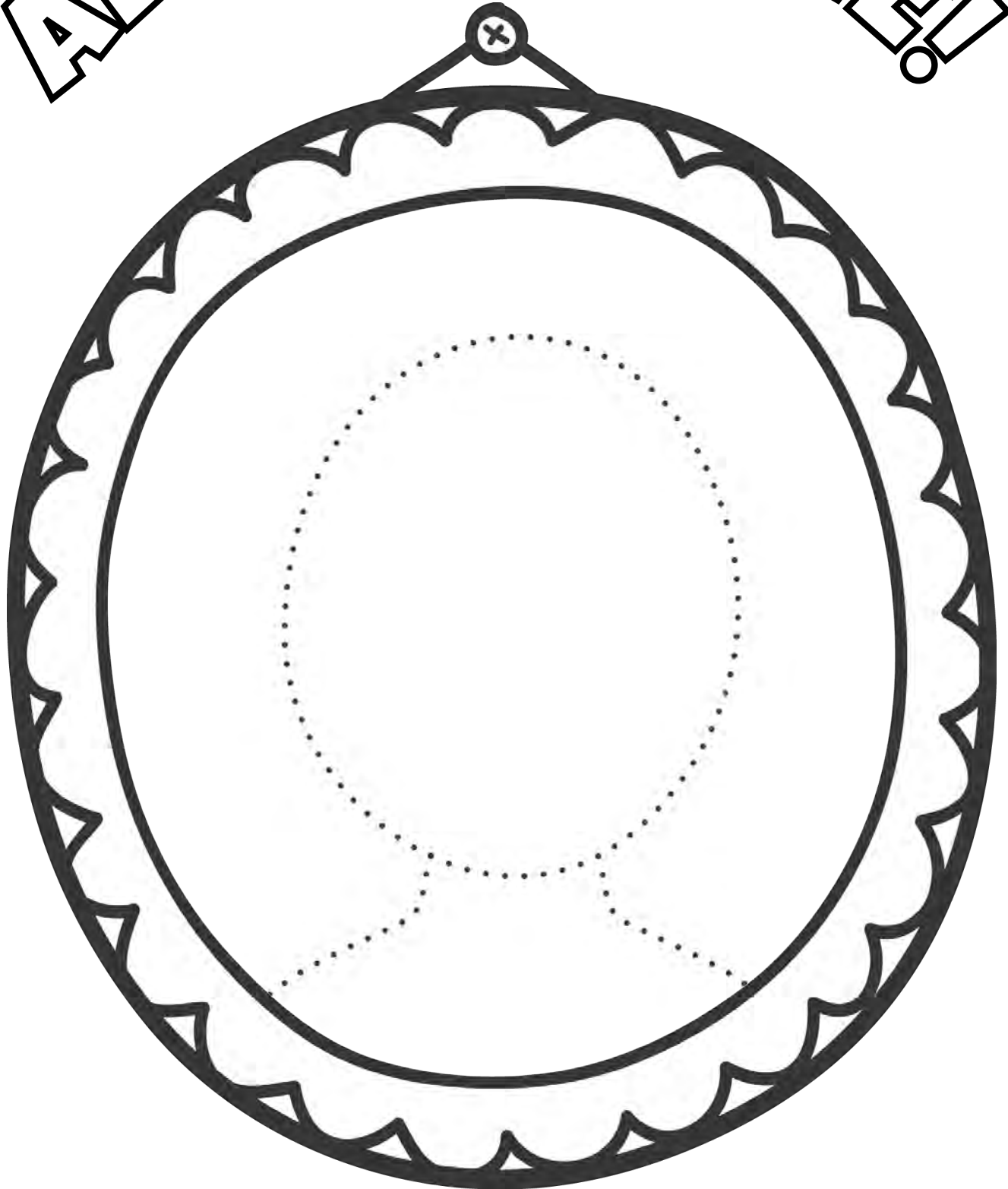
Pages per sheet: Custom 2 by 2

Check **“Print page border”** if you want to include page outlines


Orientation: Portrait




ALL ABOUT ME!



ALL ABOUT ME!




ALL ABOUT ME!




My name is


This is my photo




I am  years old




My hair is



My eyes are

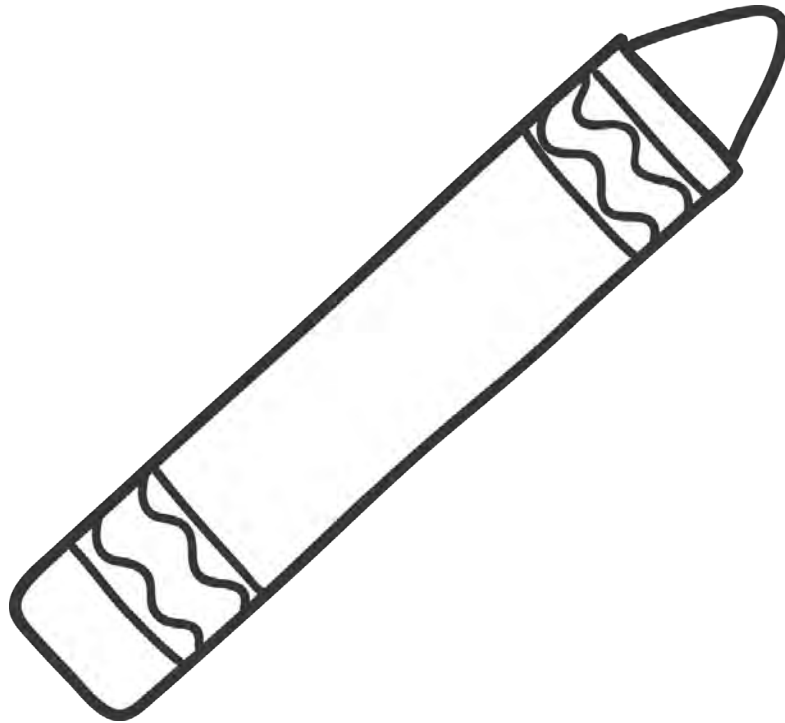


This is my
fingerprint




This is my
handprint

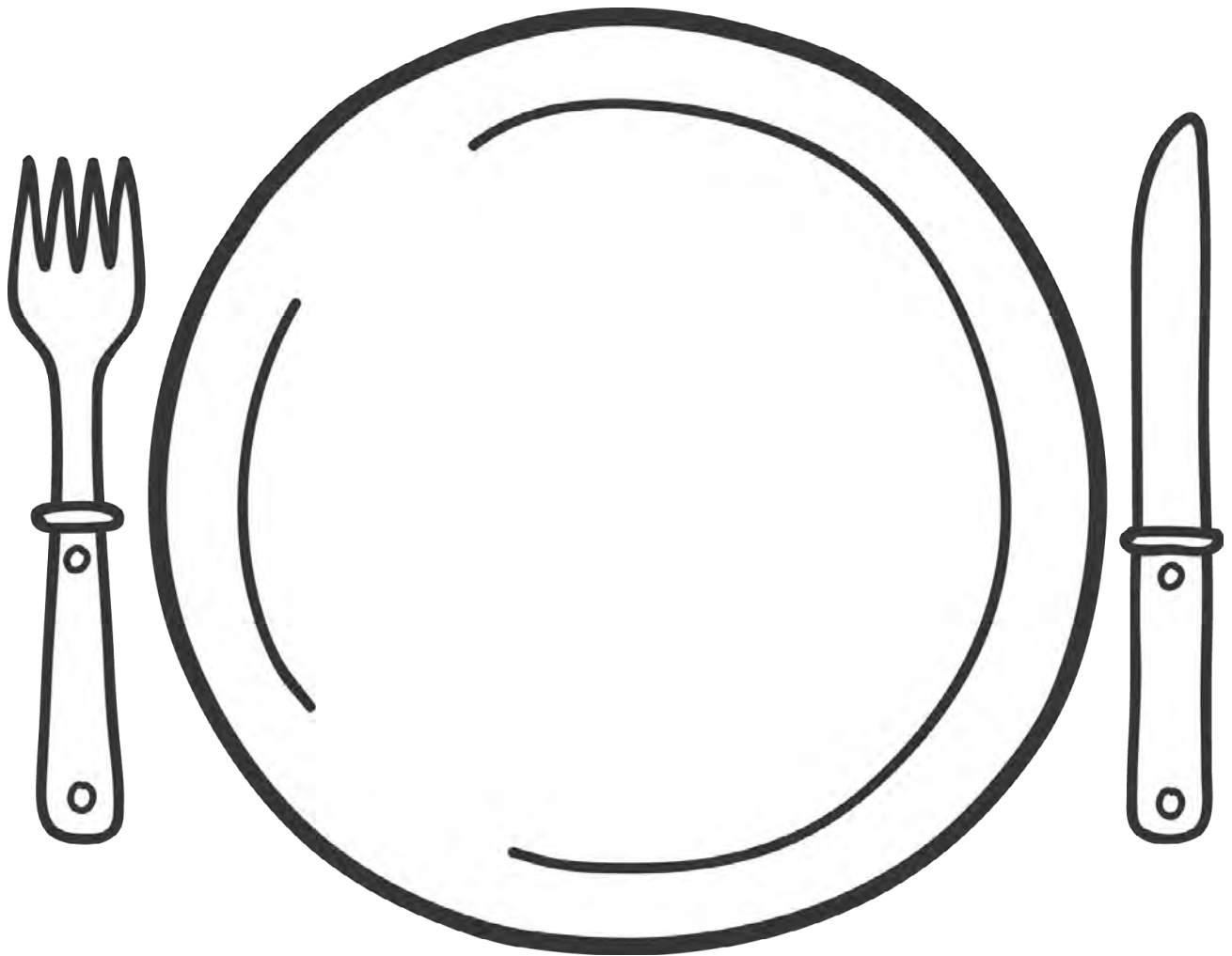
My favorite color is



My favorite animal is



My favorite food is




My favorite drink is



My favorite toy is



There are
people in my family



My best friend is

